

PORTFOLIO

IN PROGRESS

VICTORINE DESIGN | 2015

CASTRO CASA

This couple lived in an incredibly interesting home which maintained its original Victorian architecture in the front half of the home. However, it had been completely renovated with modern architecture in the back half of the home. Creating cohesion between the two halves with both modern and traditional furnishings was the goal of the seven rooms I helped them furnish. They are a fun loving couple who are well respected in the SF Tech world. One of my favorite parts of the project was their love of color!

CASTRO CASA | GUEST + MASTER BEDROOMS





CASTRO CASA | LIBRARY

The textiles in this room were selected to tie back to the Heath tiles in the fireplace below the secret bar.

This couple had an inspiration over drinks with some cabinetmakers a few holidays ago and have a hidden bar behind the custom mirror we had made in their library.



CASTRO CASA – READING NOOK IN LIBRARY



This client has a Tiffany style lamp fetish so we found vintage lamps and light fixtures and built this custom bench + cushion out in the office. Custom window treatments were updated in every room as well.

CASTRO CASA – LIVING + DINING



This client had dreamed of having both the Golden Gate Parks artwork in her home 'when she grew up' as well as her grandmother's midcentury modern coffee table. I helped make both dreams come true.

LAUREL HEIGHTS

SOUTHERN CHARM

This family lived in a beautiful Laurel Heights home and was preparing to welcome a second child when we began working together. The wife is an accomplished painter. We enjoyed researching the nuances of wall colors as well as fabric hues and finding the perfect answer for what she was dreaming of. They overlooked the Presidio and the stunning views all reflected unique greens in varying degrees throughout the day. Many other pieces in this home have been updated, however, the arrival of a new baby has curtailed the opportunity for updated photography.

LAUREL HEIGHTS – SOUTHERN CHARM



Tory Burch and Givenchy both have had iconic sofas similar to this one, that this client always dreamed to have in her home.

LAUREL HEIGHTS – PAIR OF CUSTOM GLIDERS



This set of Presidio gliders from Serena + Lily got a major makeover with Quadrille fabrics in a his and hers version for the beautiful nurseries I helped decorate.

COW HOLLOW BE MY GUEST

Clients are always curious what my own taste looks like. I've always been a bit of a style chameleon based on the projects I am working on. I lean toward modernity in patterns and neutral palettes, but I enjoy mixing on uber traditional elements or vintage finds to add interest. My husband adores modern and selected this home for us to live in early in our relationship. I had no idea how much I would embrace the clean lines. I grew up frequenting flea markets and sewing textiles to personalize my spaces. While it is ever evolving based on new finds, this is what my home looked like in 2014.

COW HOLLOW | BE MY GUEST



COW HOLLOW | BE MY GUEST



COW HOLLOW | MASTER BEDROOM



COW HOLLOW | MASTER BEDROOM + NURSERY



COW HOLLOW | NURSERY



MARINA BACHELOR

It was such a treat to work with an old friend and bachelor recently. He had been living with an accumulation of inherited furniture and was ready to make the décor leap. He was, of course, transferred to a London office for work within months of committing to these new pieces. However, he learned a lot about his personal taste before he left, hence the incomplete photography. He ended up becoming addicted to Etsy and paying attention to new design trends.



MARINA | BACHELOR


I wish I'd captured a good 'before' shot.

Imagine a sofa from the 90s, a beat up coffee table and nothing else. This was an incredible transformation.


POTRERO HILL MODERN FAMILY

This family is run by a couple who met in business school. They are some of the hardest working people I know. They had been so focused on their careers and raising their first child that they still had items to unpack from their move three years ago. With the pending arrival of their second child they put a full court press on making this their dream home. They wanted it to be a sanctuary and a beautiful place to raise their children. They were overjoyed with the results. It was a dramatic enough transformation I've included some before and after shots.

POTRERO HILL | MASTER BEDROOM



POTRERO HILL | MASTER BEDROOM



POTRERO HILL | MODERN FAMILY



POTRERO HILL | NURSERY



LAUREL HEIGHTS AIM TO SELL

This project was a unique one that I was thrilled to have completed. The clients closed on a beautiful new home in Menlo Park and had to stage their Laurel Heights home. The challenge, which I chose to accept, was to furnish their San Francisco home with pieces that would all translate into things that would work in their new Menlo Park floor plan. The only problem is, the family who purchased the Laurel Heights/SF home loved the furniture so much that they asked to buy...almost all of it! A few rooms were never captured before the sale so unfortunately there are just these two to consider.

PRESIDIO | MASTER BEDROOM




PRESIDIO | DINING ROOM



PACIFIC HEIGHTS POWER HOUSE

What I love about this family is how undaunted they are by raising a family and pursuing their dreams to the fullest. They are board members of many prestigious institutions, highly educated and part of San Francisco society's upper echelon. They are as in love with their girls as they are with life. They are avid art collectors and I helped them accent their collection with furnishings for their two girls' rooms. This home was previously the husband's Pacific Heights bachelor pad and it has transitioned beautifully into a family home we would all be lucky to inhabit.

PACIFIC HEIGHTS | NURSERY



PACIFIC HEIGHTS | NURSERY TEXTILES



PACIFIC HEIGHTS | BIG SISTER'S ROOM



PACIFIC HEIGHTS | BIG SISTER'S ROOM



We updated the carpet in all three bedrooms to this beautiful neutral Stark carpet (left) after the nursery photoshoot. The custom bedding was designed to reflect fine hotel bedding.

SOMA

START UP

I don't normally pursue commercial projects, but this exception to that rule was for some very good friends who found themselves in a bind. Two years into their start up venture, they found themselves rapidly expanding and had to move into a new office and establish their team culture in a matter of weeks. When I previewed the atrocities they were going to purchase to furnish their lounge I was able to turn this around quickly and under budget to help them save the day. The team hangs out here even on the weekends because they love it so much!





Don't tell these cool kids I donated a few extra rolls of wallpaper from my daughter's nursery to their cause ;) The wallpaper was on the house of course.

CLAY STREET

EMBRACE TRADITION

I have been working on this incredible home with the dreamiest clients I have ever worked with since November of 2014. We are awaiting a number of furnishings to arrive soon, however, here are a few shots of a recently purchased rug/furniture for the entryway, as well as the updated fireplaces we just completed this month. This project was wonderful as the client was very clear that they wanted an updated version of insanely traditional pieces and textiles. I am excited about the palette and dying to see it all installed and to capture those shots soon!

CLAY STREET | FAMILY ROOM

We are awaiting a custom sofa, custom chairs + textiles to finish this room.



CLAY STREET | ENTRYWAY



CLAY STREET | FORMAL LIVING ROOM



CLAY STREET | FORMAL LIVING ROOM



EVOLUTION

It is difficult to reflect what I am capable of via photography as homes and projects are ever evolving.

The unique things about this collection of photographs is that they are 100% a reflection of projects I have completed personally on behalf of my clients, as opposed to many designer's portfolios which are often reflective of larger design team collaborations.

These snapshots of projects I've completed over the past few years can help you determine if you'd like to speak further about working together.

THANKS FOR TAKING THE VICTORINE DESIGN TOUR!



VICTORINEDESIGN